

Completa le schede di italiano e matematica, cerca di farne una per materia ogni giorno.

Con il libro rosso vai avanti con la lettura, leggendo e completando le pagine 41 e 42.

All'interno di Classroom troverai un video relativo alla scrittura in stampatello minuscolo, guardalo per capire come lavorare questa settimana sul quaderno a righe di seconda con "Le lettere che passeggiano" cioè quelle lettere che restano all'interno della riga di scrittura. In allegato troverai un esempio.

Buon lavoro!...Siate pazienti e ascoltate sempre i vostri genitori.

Le maestre vi abbracciano affettuosamente!

# NA - NE - NI - NO - NU

RIQUADRA LE SILLABE.

NA

NE

NI

NO

NU

LA NANA LAVORA LA LANA.



IL NANO MARTINO RACCOGLIE LE NOCI.



IL NANO CAMMINA SULLA NEVE.



IL NANO TOCCA LE NUVOLE CON LE MANI.



RICOPIA.

|    |  |  |  |  |  |  |  |  |  |
|----|--|--|--|--|--|--|--|--|--|
| NA |  |  |  |  |  |  |  |  |  |
| NE |  |  |  |  |  |  |  |  |  |
| NI |  |  |  |  |  |  |  |  |  |
| NO |  |  |  |  |  |  |  |  |  |
| NU |  |  |  |  |  |  |  |  |  |

# RA - RE - RI - RO - RU

CERCHIA

RA

RE

RI

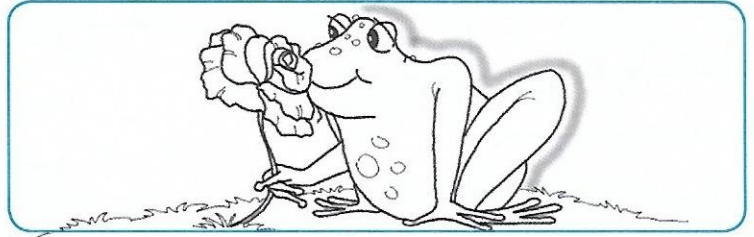
RO

RU


LA RANA E IL ROSPO  
SONO INNAMORATI.



IL ROSPO RUBA UNA  
ROSA PROFUMATA.



LA RANA REGALA AL RO-  
SPO UNA ROSA ROSSA.



POI SI SIEDONO SU UN  
MURETTO E GUARDANO  
LA NOTTE SCURA.



RICOPIA.

|    |  |  |  |  |  |  |  |  |  |
|----|--|--|--|--|--|--|--|--|--|
| RA |  |  |  |  |  |  |  |  |  |
| RE |  |  |  |  |  |  |  |  |  |
| RI |  |  |  |  |  |  |  |  |  |
| RO |  |  |  |  |  |  |  |  |  |
| RU |  |  |  |  |  |  |  |  |  |

# TA - TE - TI - TO - TU

CERCHIA

TA


TE

TI


TO

TU


TATO IL TOPO  
È SOTTO IL TAVOLO.




È TEMPO DI MANGIARE.  
IL TOPO TORNA NELLA  
TANA.



MAMMA TOPINA GLI PRE-  
PARA UNO SPUNTINO.



TATO IL TOPO MANGIA  
TUTTO CON GUSTO.



RICOPIA.

|    |  |  |  |  |  |  |  |  |  |
|----|--|--|--|--|--|--|--|--|--|
| TA |  |  |  |  |  |  |  |  |  |
| TE |  |  |  |  |  |  |  |  |  |
| TI |  |  |  |  |  |  |  |  |  |
| TO |  |  |  |  |  |  |  |  |  |
| TU |  |  |  |  |  |  |  |  |  |

# LA LETTERA B

B

B

B

B

B

B

B

B

B

B

B

B B B

TROVA LA LETTERA **B** E CERCHIALA.

LA BAMBOLA DI MARTINA  
È MOLTO BIRICHINA.  
OGNI MATTINA  
ROVESCIA LA FARINA.  
QUANDO ARRIVA LA SERA  
NASCONDE LA BANANA E LA PERA.



COMPLETA LE SILLABE.

B A → BA

B E → .....


B I → .....

B O → .....

B U → .....



# LA LETTERA Z




RIQUADRA LA LETTERA **Z** E RICOPIA LE FRASI .

UNA ZANZARA RONZA  
VICINO A UNA POZZAN-  
GHERA.

UNA .....

.....

.....




ZITTA ZITTA SI POSA  
SULLO ZOCCOLO DI  
UNA ZEBRA.

ZITTA .....

.....

.....




IL SUO RONZIO FA SCAP-  
PARE LA GAZZELLA CHE  
STA LÌ VICINO.

.....

.....

.....



# LA LETTERA V

INDOVINA!

SEGNA CON UNA (X) LA RISPOSTA ESATTA.

VOLA LA VESPA


VOLA IL CORVO.

VOLA LA VIPERA? (SÌ) (NO)

NON VOLA LA VOLPE

NON VOLA IL CAVALLO.

VOLA LA CAVALLETTA? (SÌ) (NO)



RISCRIVI TUTTE LE PAROLE CHE CONTENGONO LA LETTERA V.

\_\_\_\_\_

\_\_\_\_\_

COMPLETA.

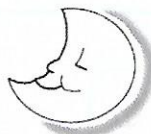
|  |   |   |       |   |       |                  |
|--|---|---|-------|---|-------|------------------|
|  | A | → | VA    | → | _____ |                  |
|  | E | → | ..... | → | _____ |                  |
|  | I | → | ..... | → | _____ |                  |
|  | O | → | ..... | → | _____ | <b>A E I O U</b> |
|  | U | → | ..... | → | _____ |                  |

# LA LETTERA MANCANTE

METTI LE LETTERE CHE MANCANO E RISRIVI SOTTO LE PAROLE.



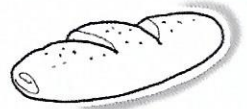
.....ANO



.....UNA



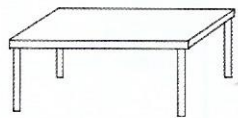
.....EVE



.....ANE



.....ANA




.....AVOLO




.....OCCA




.....OCA



.....ITO



.....OLE



.....AINO




.....ELA



CA.....E



TO.....O



MO.....O



U.....A



ME.....A



PI.....A



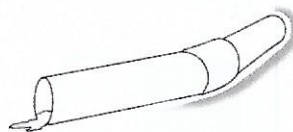
RA.....O



DA.....O



NA.....O



TU.....O



PIZ.....A



FAR.....ALLA



LE LETTERE CHE PASSEGGIANO

a e i o u

a e i o u

a e i o u

a e i o u

a e i o u

a e i o u

a e i o u

a e i o u

a e i o u

a e i o u

a e i o u

a e i o u

M N R S V Z

m n r s v z

m n r s v z

m n r s v z

m n r s v z

m n r s v z

m n r s v z

m n r s v z

m n r s v z

m n r s v z

m n r s v z

m n r s v z

m n r s v z

C

C

C

C

C

C

C

C

C

C

C

C

C

COPIA E LEGGI

M

ma

me

mi

mo

mu

ma

me

mi

mo

mu

ma

me

mi

mo

mu

N

na

ne

ni

no

nu

na

ne

ni

no

nu

na

ne

ni

no

nu

R

ra

re

ri

ro

ru

ra

re

ri

ro

ru

ra

re

ri

ro

ru

S sa se si so su

sa se si so su

sa se si so su

V va ve vi vo vu

va ve vi vo vu

va ve vi vo vu

Z za ze zi zo zu

za ze zi zo zu

za ze zi zo zu

C ca co cu ci ce

ca co cu ci ce



ca co cu ci ce

ca co cu ci ce

# L'INDIZIO PREZIOSO



1 INDIVIDUA CHI È STATO E COLORALO.

CHI TIENE NELLA MANO IL MAGGIOR NUMERO DI CUCCHIAINI...  
HA MANGIATO TUTTO IL BARATTOLO DI MARMELLATA!



2 INDICA CON UNA X DI CHI SI TRATTA.

CHI HA IL MINOR NUMERO DI PENNARELLI...  
HA DIMENTICATO L'ASTUCCIO A CASA!





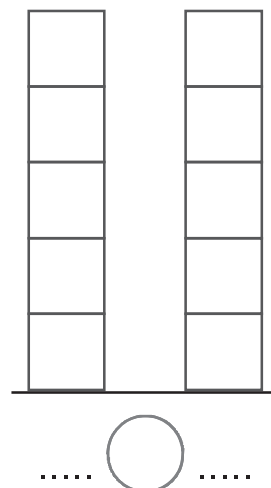
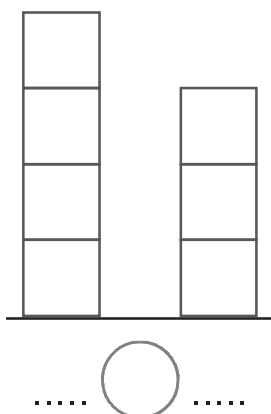
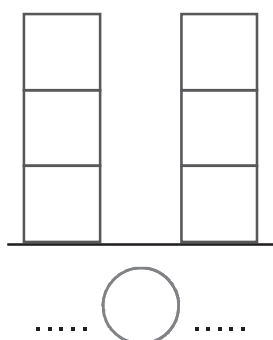
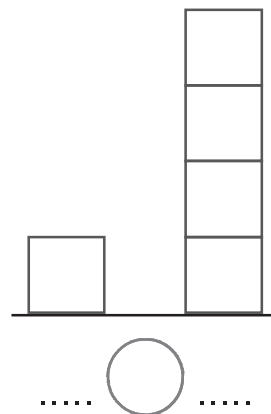
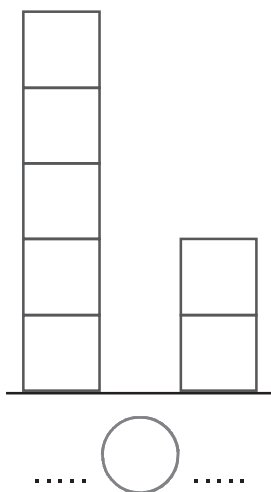
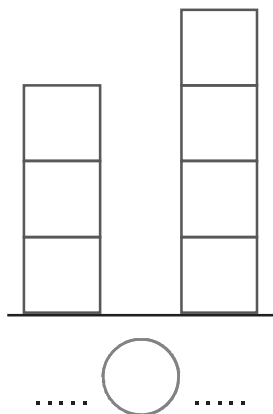
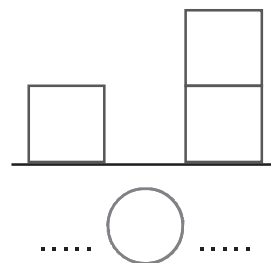
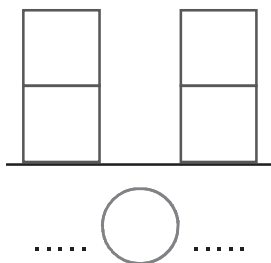
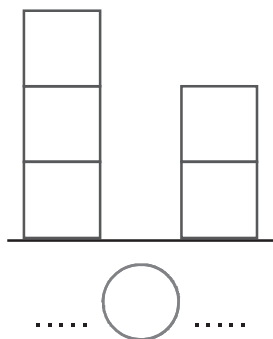
# LE COLONNINE

1 COLORA OGNI COLONNINA, POI CONTA, SCRIVI I NUMERI  
E CONFRONTA USANDO I SEGNI...


> MAGGIORE

< MINORE

= UGUALE



# SULL'ABACO

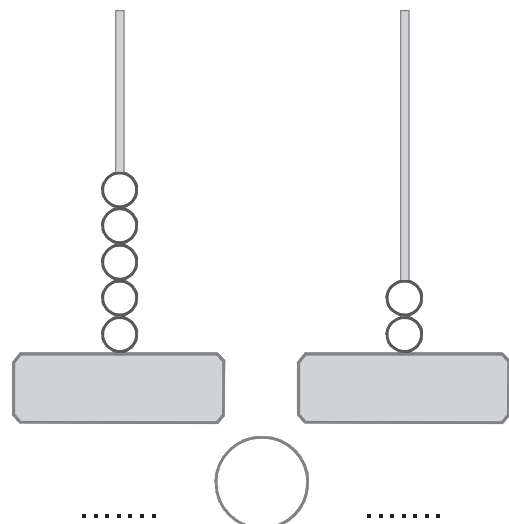
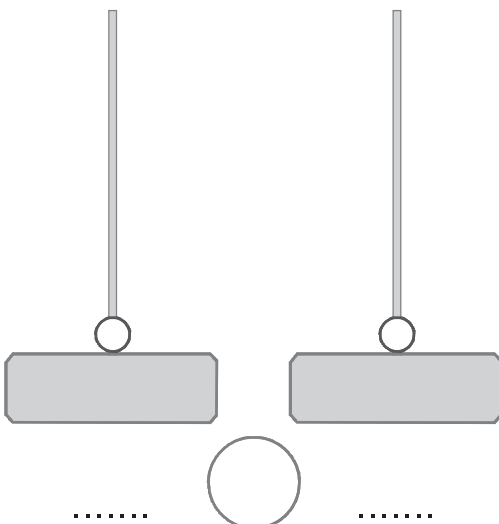
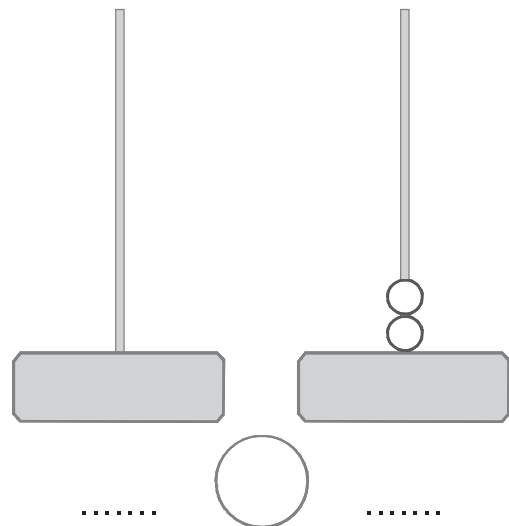
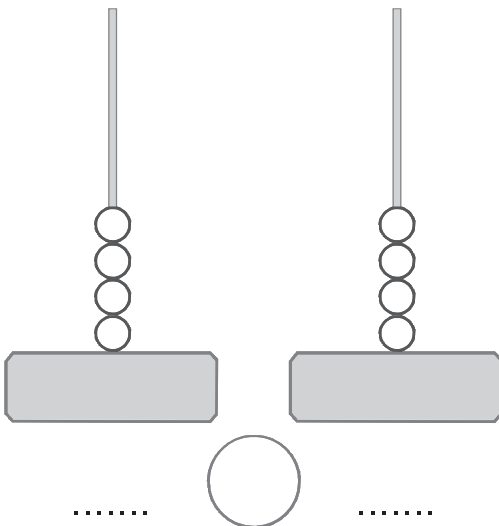
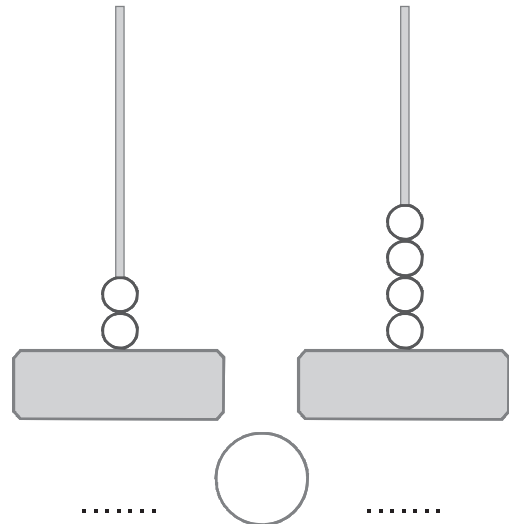
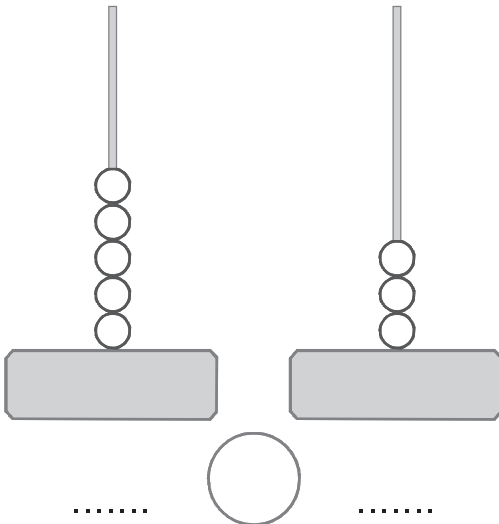


1 CONTA, SCRIVI I NUMERI E CONFRONTA USANDO I SEGNI...

**>** MAGGIORE

**<** MINORE

**=** UGUALE





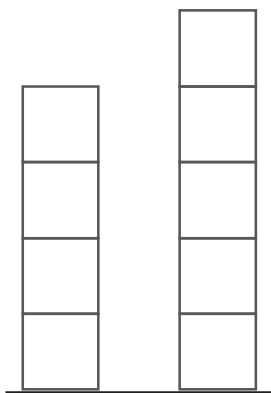
# CONTO E CONFRONTO

1 CONTA, SCRIVI I NUMERI E CONFRONTA USANDO I SEGNI...

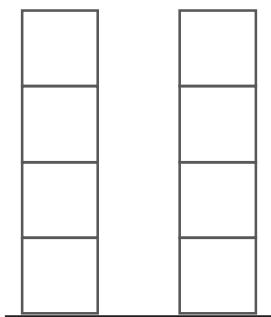
**>** MAGGIORE

**<** MINORE

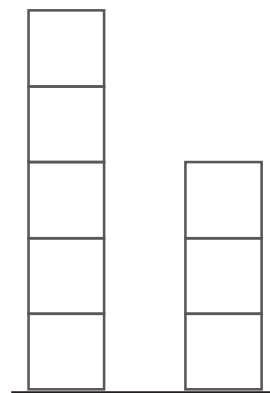
**=** UGUALE



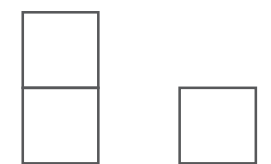
..... ○ .....



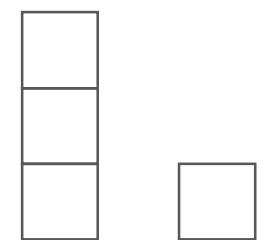
..... ○ .....



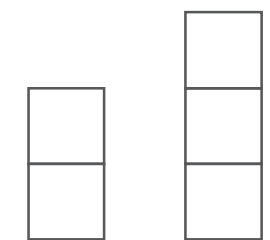
..... ○ .....



..... ○ .....

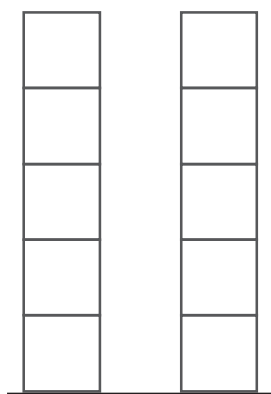


..... ○ .....

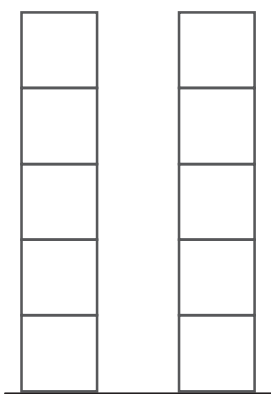


..... ○ .....

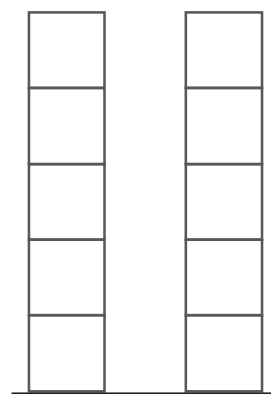
2 LEGGI I NUMERI, **COLORA LA GIUSTA QUANTITÀ** E CONFRONTA USANDO I SEGNI **>**, **<**, **=**.



4 ○ 2




1 ○ 1




3 ○ 5

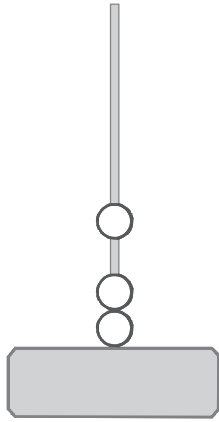





# CON L'ABACO



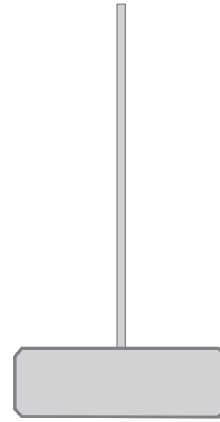
**1 RAPPRESENTA** LE ADDIZIONI SULL'ABACO, **CONTA** E SCRIVI IL RISULTATO.




$$2 + 1 = \dots$$




$$1 + 1 = \dots$$



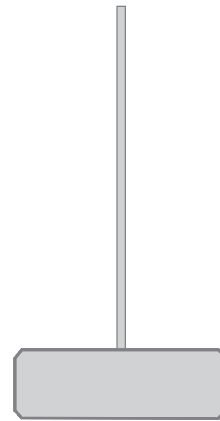
$$3 + 2 = \dots$$




$$1 + 3 = \dots$$




$$2 + 3 = \dots$$



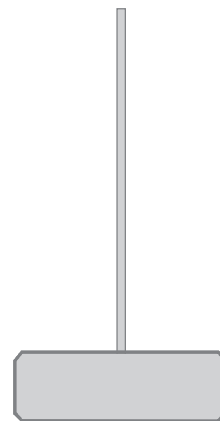
$$1 + 4 = \dots$$



$$2 + 0 = \dots$$



$$4 + 0 = \dots$$



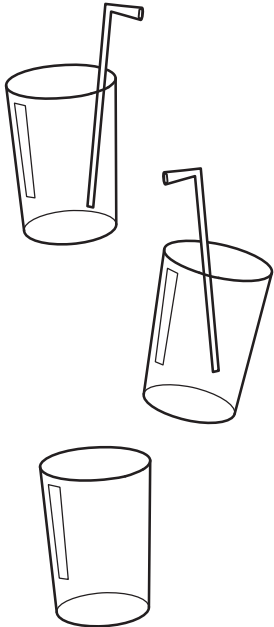
$$0 + 3 = \dots$$

# QUANTI IN TUTTO?



1 OSSERVA LE ILLUSTRAZIONI, LEGGI, CONTA E COMPLETA.

## QUANTI BICCHIERI IN TUTTO?




I BICCHIERI CON LA CANNUCCIA SONO .....

I BICCHIERI SENZA LA CANNUCCIA SONO .....

$$\square + \square = \square$$

I BICCHIERI IN TUTTO SONO .....

## QUANTI GELATI IN TUTTO?



I GELATI NEL CONO SONO .....

I GELATI NELLA COPPA SONO .....

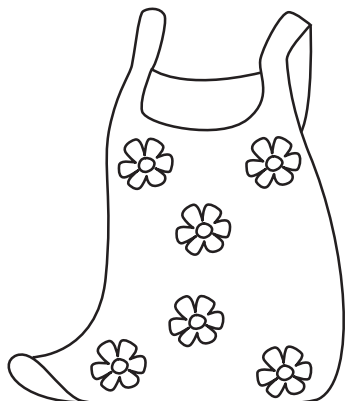
$$\square + \square = \square$$

I GELATI IN TUTTO SONO .....

# QUANTI FIORI?




1 CONTA I FIORI, POI **DISEGNA** QUELLI CHE **MANCANO** PER ARRIVARE A SETTE, INFINE COMPLETA.




$$6 + \dots = 7$$




$$4 + \dots = 7$$




$$3 + \dots = 7$$



$$5 + \dots = 7$$



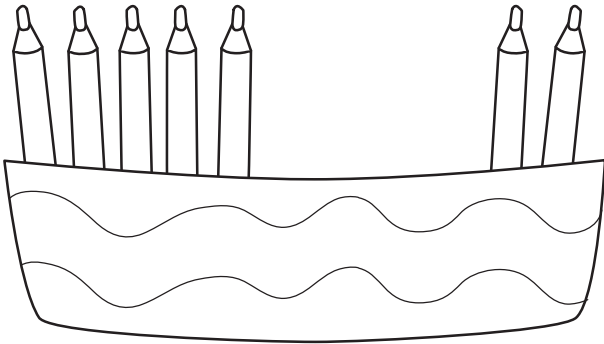
$$7 + \dots = 7$$



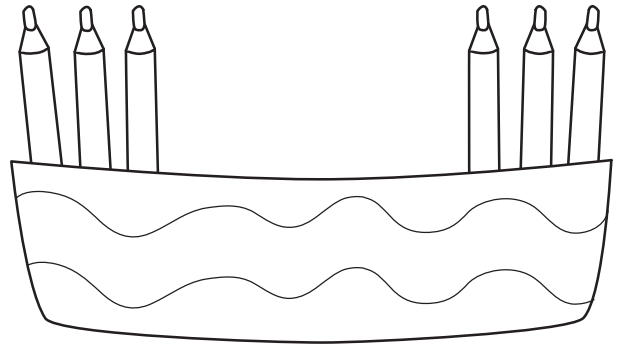
$$0 + \dots = 7$$

# NEI PORTAMATITE

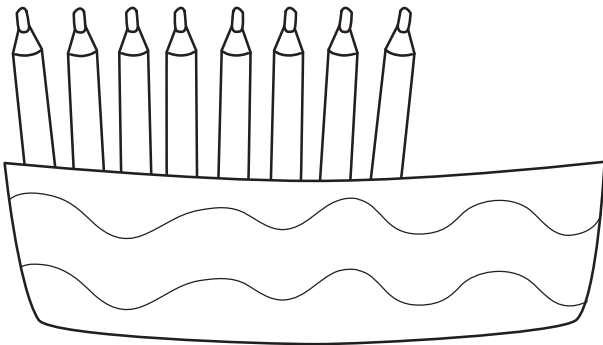
1 QUANTE MATITE DEVI **AGGIUNGERE** PER ARRIVARE A NOVE?  
DISEGNA, COMPLETA CON I NUMERI ED ESEGUI L'ADDIZIONE.



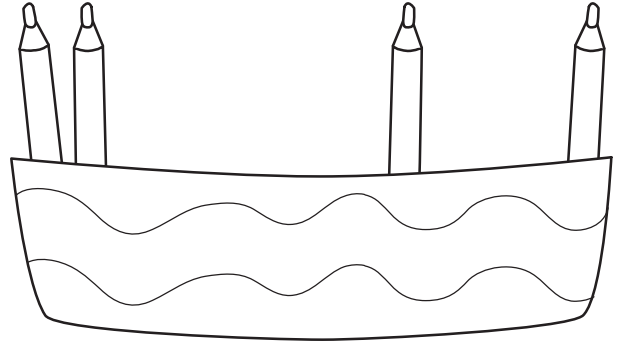
$$7 + \dots = 9$$



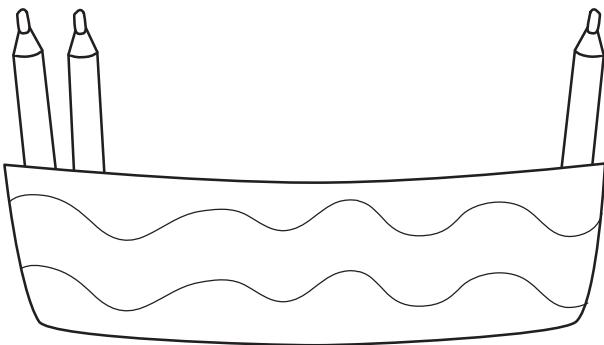
$$\dots + \dots = 9$$




$$\dots + \dots = 9$$



$$\dots + \dots = 9$$



$$\dots + \dots = 9$$



$$\dots + \dots = 9$$